

NORTH ISLAND MODEL A FORD CLUB INC. - NEW ZEALAND

Chapter Members of:




MODEL A TORQUE

Month: November 2017

Issue Number: 2017/11

Auckland Heritage Festival – Birkenhead, Auckland, NZ



Welcome to the North Island Model A Ford Club Inc.

The purpose of our club is to enjoy, restore, preserve and protect the Model A Ford automobile and to foster a spirit of good fellowship and family participation through the use of the Model A Ford.

Membership is open to anyone with a sincere interest in the Model A Ford. Ownership is not a prerequisite.

Website: www.modelafordclub.co.nz

Inside this Issue:

- **Calendar of Upcoming Events (Page 5 and 6)**
- **NIMAFC Christmas Function/Weekend Programme – Te-Awamutu (Page 7)**
- **Passchendaele 2017 (Page 12)**

“A” Captain’s Comment

A short rundown on the VCC Car Run – 45th Far North Tour

Whangarei Heritage Park. Friday evening was abuzz as the vintage cars collected for the dinner and briefing. All shapes and models from English and European vehicles to classic American and of course several club Model As paraded themselves for the early Saturday morning run north.

Sweeping westward from the park before heading east out towards the coast and a superb morning tea at the water’s edge near Rawhiti members were greeted by thrilled locals all the way as cameras clicked and videos ran. People of all ages waved and cheered at the seemingly endless parade of vehicles winding the lonely coastal road.



A short stop at Opuia as we had to await the ferryman but an enjoyable break to smell the salt air and a chance to inspect and talk cars during the crossing with locals.

Onwards. The slow climb away from the terminal into Paihia then Kerikeri for lunch at the RSA. With full bellies and many of us with full fuel tanks we headed for Mangonui. It was dinner at the Mathews Museum that night and the unforgettable experience of dinner in the garage amongst the tractors and other items on display. Clearly careful not to wake the models on supervision around us it was a night of great food wine and fun with noisy banter flowing freely.

Sunday was a more relaxed day with a visit to the Mathews Car and Truck Museum and free time to explore the district. For many returning home and work this was the end of the run. However, a hearty few braved a trip up to the cape lighthouse on the following day Monday to find the sun streaming on the beautiful aqua and blue waters as they met and swirled in the bay.

It was indeed a memorable sight to remember as we tuned the cars South and began to motor back in the direction of home.

Cheers, Hugh

(Photo: Cars near Rawhiti)

A note from your Treasurer

Save \$10.00!

Thanks to all who have renewed their membership for the Club year, 1 September 2017 – 31 August 2018.

If you have yet to send your annual subscription, you save \$10.00 by doing so before 15 November.

\$45.00 by 15 November

\$55.00 after 15 November

As per the Subscription Invoice on page 4 of the October Newsletter, payment options are –

1. By bank transfer to the Club's ASB Account 12 3068 0187485 00. Please include your name.

Or

2. Cheque made out to North Island Model A Ford Club Inc. Mail to NIMAFC, PO Box 57-017, Owairaka, Auckland 1340.

Christmas function, 25/26 November

It's still not too late to book for the Christmas function in Te Awamutu, 25/26 November.

Contact me, ralphlevinson1@gmail.com, or (09) 578 3000, 021 1727 637.

We have a good muster, but are hoping even more Club members will come. This is our biggest event of the year.

Yeeks, it's Christmas next month

I've once again been helping my long-time animator friend from Australia (David and I go back to primary school days), set up Smith & Caughey's Christmas windows, in Auckland's Queen Street. Well worth a visit if you're in the city.

Safe motoring and good Model A memories!

Ralph Levinson



WHO AM I?

Who is the happy young lad in the photo?

Today he is the proud owner of a 1929 Phaeton.

CLUE:

My birthday is in November.

Please email your answer (along with your name) to the Newsletter Editor:

nimafc@outlook.com

(More clues next month if no correct answer)



SECRETARYS REPORT

Yes, we have been busy bees. Your committee met for the second time on Tuesday 31 October and we have started organising the years event's with much enthusiasm. This is a huge task and an undertaking that takes a lot of time and thought. We are endeavouring to provide a variety for you to choose from so if you know of a suitable 'run' or 'event' that you would like the club to consider please do let us know we would love to hear from you.


With the upcoming Christmas Function only three weeks away there was much to discuss on the organisation of this. There will be a lot going on this weekend so be careful not to miss anything. We thank you for your support and feel sure you will enjoy your time in Te Awamutu.

Coming up in December we will have a Christmas get-together where we meet informally at Cornwall Park; January our regular Onehunga Beach gathering for a BBQ; a proposed run to Wenderholm organised by John Castle and of course in February the Ellerslie Classic Car Show where we intend to have 2 cars in the circle and 6 cars on display. Do take the time to relax and read our newsletter carefully, in particular the Club Events page where you will be kept fully informed and up-to-date. Club flyers will also be emailed to you at regular intervals outlining coming events and any instructions.

Please remember we have been elected to serve you, the members, so if you have anything you wish to put forward or have discussed let me know and I will be sure to bring it to the attention of your Committee. I am looking forward to a bright and happy year with our Model 'A' and friends.

Karen Thomas, Secretary
4/11/17

WE CARE ABOUT YOU !



Let us know if there are members out there who are unwell feeling a bit glum or would like a visit wherever they may be. Even if you would like to participate in a club event and are no longer able to drive your car please let Karen know and she will make sure members are taken care of. Let us provide some sunshine in your lives!!

This is a new introduction to the club format but it will only succeed if you make us aware. Please contact:-

Karen Thomas, Secretary, (09) 443 5253 or 027 419 0191.
If you prefer, email mosseykar@gmail.com.

CALENDAR OF UPCOMING EVENTS



NOVEMBER 2017

M	T	W	T	F	S	S
		1	2	3	4	5
6	7	8	9	10	11	12
13	14	15	16	17	18	19
20	21	22	23	24	25	26
27	28	29	30			

DECEMBER 2017

M	T	W	T	F	S	S
				1	2	3
4	5	6	7	8	9	10
11	12	13	14	15	16	17
18	19	20	21	22	23	24
25	26	27	28	29	30	31

NIMAFC EVENTS

<p>Sunday 12 November</p> 	<p>COMBINED CAR CLUB GYMKHANA 48 Carter Road, Oratia (West Auckland) 10am A friendly invite to participate in the Annual Combined Car Clubs Gymkhana from 'The Chevrolet Enthusiast Club' to NIMAFC (and friends). Bring your own picnic lunch and refreshments (BBQ sausages available). Look for the Chevrolet Sign at the gate. Come along for a great day challenging other Classic Cars.</p> <p>NIMAFC Contact: Bruce Stratton Ph 027 4853 635 or (09) 299 7450</p>
<p>Wednesday 15 November</p>	<p>NIMAFC CLUB NIGHT - UPHOLSTERY on Vintage Cars – Stu's Trim Shop, Manukau, Auckland – 6.45pm Cnr Wiri Station Road and Hobill Avenue. Light Supper, Tea & Coffee provided, please bring a packet of biscuits to share.</p> <p>NIMAFC Contact: Bruce Stratton Ph 027 4853 635 or (09) 299 7450</p>
<p>Saturday 25 November & Sunday 26 November</p> 	<p>NIMAFC CHRISTMAS FUNCTION – TE AWAMUTU A festive & fantastic weekend is planned. Please see Page 7 for the full Weekend Programme including times and meeting points.</p>

<p>Sunday 17 December (from 10am to approx. 3pm)</p> <p>Please park in the main carpark. The picnic site will be nearby.</p>	<p>NIMAFC CHRISTMAS PICNIC IN THE PARK Cornwall Park, Auckland Pack your picnic (picnic blankets & chairs), add a touch of 'Christmas Spirit', maybe wear a Santa Hat or decorate your 'A'. A casual day, time to sit back, relax, socialise with family and friends. A popular fun event. Hope to see you there!</p> <p>NIMAFC Contact: Ralph (or Jenny) Levinson Ph (09) 578 3000 or 021 1727 637</p>
---	--

OTHER EVENTS OF INTEREST

<p>Sunday 12 November</p>	<p>Henry Ford Memorial Day Display and Swap Meet – Claudelands Event Centre, Hamilton, Brooklyn Road. (Note: Re-scheduled from August)</p> <p>NIMAFC Contact: Bruce Stratton Ph 027 4853 635 or (09) 299 7450</p>
<p>Sunday 19 November</p>	<p>Swap Meet – Cambridge, Lake Karapiro Domain – from 6.30am</p>
<p>Sunday 19 November</p>	<p>All USA Ford Day – Mt Maunganui</p>

What is a GYMKHANA?

For the benefit of any Gymkhana Novices, - horses don't feature!

A lot of fun (for Drivers/Navigators/Spectators) and is typically described as follows:

- Skill based contest (participating in your Model A)
- Obstacle course
- Time limit may be set
- Concentration is required
- The driver/navigator use techniques and skill to effectively navigate a course
- A score is awarded

Reference was made to Wikipedia – the free Encyclopedia

CALENDAR OF UPCOMING EVENTS -- continued

JANUARY 2018

M	T	W	T	F	S	S
1	2	3	4	5	6	7
8	9	10	11	12	13	14
15	16	17	18	19	20	21
22	23	24	25	26	27	28
29	30	31				

FEBRUARY 2018

M	T	W	T	F	S	S
			1	2	3	4
5	6	7	8	9	10	11
12	13	14	15	16	17	18
19	20	21	22	23	24	25
26	27	28				

NIMAFC EVENTS

Date and time to be advised (see next Newsletter) or look out for an Event Flyer	EVENING PICNIC/GET-TOGETHER Onehunga Beach, Auckland Enjoy the daylight saving hours. BYO dinner picnic. Rain or shine, a popular club event repeated. A chance to socialise with fellow Model Aers, friends and family.
Sunday 21 January	NORTHERN COMPETITIVE (FUN) RUN Northern competitive fun run finishing with a picnic lunch at Wenderholm Regional Park. Details available in the next Newsletter. NIMAFC Contact: John Castle Phone (09) 479 4134
Sunday 11 February	INTERMARQUE CONCOURS D'ELEGANCE – Greenlane, Auckland A celebration of classic and marque cars, with competitions based on presentation, appearance, originality and excellence. More details of the day and NIMAFC entrants to come, as finalised. NIMAFC Contact: Errol McAlpine, Ph 027 4543 983 or (09) 832 9818

OTHER EVENTS OF INTEREST

Wednesday 14 February to Sunday 18 February	Art Deco Festival - Napier
Saturday 24 February (Evening)	1920's Party – MOTAT Auckland

EVENTS ON THE HORIZON

NIMAFC Events

Galaxy of Cars (Western Springs Auckland) – Gymkhana planned	March 2018
NIMAFC Mid-Winter Christmas 2022	July 2018 NIMAFC 50 th Anniversary

Other Events of Interest



2019	National Rally NZ – South Island – Te Anau
2021	National Rally NZ – North Island – Gisborne

Christmas Function, Te Awamutu, Saturday/Sunday, 25/26 November

Club members (currently 60) are coming from Mangawhai, Auckland, Hamilton, Matamata, Taupo, Stratford, New Plymouth and Gisborne.



Saturday 25 November

- 9.00am If driving south from Auckland, meet at the Caltex Station, Bombay. Exit 471, left into Mill Road. Caltex Station on left.
- 9.15am Continue south to Te Awamutu. 112km. Driving time approx 1½ hours.
- 11.00am-ish Arrive Te Awamutu. Before the main shopping centre, turn right into Gorst Avenue. Visitor Centre is on the corner (Rose Gardens on opposite corner). Park in Selwyn Park (past Visitor Centre). Model A's on display to public. Community newspaper, *Te Awamutu Courier*, will have published an invitation to view our cars.
- Birchall Pavilion at Visitor Centre open to Club members, 11.00am-2.00pm. Tea/coffee provided. Please bring own lunch. 2500 roses in bloom across the road.
- 2.00pm Gymkhana, Selwyn Park. Subject to weather and currently awaited Council Permit to use the park.
4.00pm Finish gymkhana.
- Check into accommodation.
- 6.00pm-ish Arrive Te Awamutu RSA, 381 Alexandra Street, phone 07 871 3707. Cash bar.
- 7.00pm Buffet dinner. Prize giving.
-  **Secret Santa Gifts. Please bring 2 silly/funny/crazy gifts (no more than \$10.00 each), Christmas wrapped and marked 'Lady' or 'Man' or 'Either'. Santa will distribute a present to all who participate.** 
- RSA Courtesy bus home if required (most accommodation is walking distance).

Sunday 26 November

- 8.50am Meet at the Visitor Centre.
- 9.00am For ladies interested in visiting the **House of Deco** shop, 30 Maniapoto Street, Otorohanga (30kms), a local Go Bus with "House of Deco" sign, will depart from the Visitor Centre.
- House of Deco is a treasure trove from times past – gorgeous clothing, hats, jewellery, period undergarments, trinkets & ornaments, etc. It's hoped this visit will be well supported, as the House of Deco owner has generously offered to pay for the bus hire. Phone 027 216 5454.
- Additionally, today Otorohanga has a Christmas street market. And this is a perfect opportunity to buy food for lunch after you arrive at Chris Empson's property.
- 9.00am Model A's depart in direction of Kihikihi. Visit David Nordell's, Vintage & Veteran Restorations, Flat Road. David offers high quality workmanship for complete ground up restorations and servicing. www.nordellrestorations.com, phone 021 502 390.
- 10.45am Continue to Chris & Helen Empson's property, 445 Pokuru Road (purchase lunch en route if you wish). Chris has a collection of classic English cars and automobile memorabilia. Phone 07 871 7367.
- 11.30am Ladies bus departs Otorohanga.
- 12.00 noon Bus arrives Chris & Helen Empson's property, where ladies meet up with partners.
- 12.30pm Tea/coffee provided. Own lunch.
- Depart for home following lunch. En route, club member Malcolm Hume, has invited you to visit his property in West Road, Ohaupo. Malcolm says his big Man Cave is full of interesting items ... plus he has a garage sale. 12km north of Te Awamutu, drive through Ohaupo on SH3. 1km north of the township, on a rise, turn right into West Road (opposite Ohaupo School). Care, as West Road is not well signposted. Malcolm's property is on the right hand side, 2.2kms from turn off.

Further details, Gavin Leckner, gavinandhelen@orcon.net.nz Phone (09) 426 4697, Mobile 021 040 6116
Ralph Levinson, ralphlevinson1@gmail.com Phone (09) 578 3000, Mobile 021 1727 637

'ADVENTURES IN THE A' – REPORTS OF PAST EVENTS

Auckland Heritage Festival.

We started out on what looked a gloomy morning threatening to rain. As we waited for the Model A's to arrive we had a few spots of rain.

We set off from Zion Hill at 10:30 a.m for our drive to our display location. We were to go around the block and down the main road (Mokoia Road) not once but twice, with much tooting and waving. We parked on the forecourt of the Birkenhead Library, and then the sun came out. There was plenty of time to stroll around the shops and stalls and to sit and chatter and enjoy the cakes that were so kindly donated. Lots of people were coming to chat and admire the line up of 10-11 cars and also heaps of photos being taken.

Here we were thinking that this display was for the Heritage Festival but no we were wrong, it was for Kay's birthday, we sang 'Happy Birthday' and she received a card and flowers.

Thank-you Stephen for organising a lovely day.

What a way to spend a Saturday, sitting in the sun chatting and watching people enjoying the Model A's.

Our journey home was via Albany, Coatsville, Riverhead and back to Kumeu what a pleasant way to end the day.

Jan & Jim Corbett



Extract from a Thank You Letter received 16th October 2017

Auckland Heritage Festival 2017

Beautiful Birkenhead Horses Heritage and All That Jazz

The Birkenhead Town Centre Association would like to thank the North Island Model A Ford Club for the success of this year's fantastic participation of over 10 cars on Nell Fisher Reserve for our finale Vintage Cars and Jazz event on Saturday 14 October run as part of the Auckland Heritage Festival.

We were thrilled at the numbers which arrived on the day and the weather that turned out, our estimation of participation and enjoyment of the cars from 11-2pm was approximately 100 people an hour. We estimate over 300 people enjoyed the cars and music on Saturday.

The businesses have particularly asked me to acknowledge your dramatic street entrance to the Village this year which gave them all such a thrill as you honked your horns and created a happy nostalgic moment.

Thanks again for your passion involvement and commitment in making this such a successful event for us all. We look forward to working with you again next year to lift the profile of NZ's only Sugar Town.

Kind Regards,
Kae Condon

FROM THE GARAGE: TECHNICAL TINKERING

THE MALLORY DISTRIBUTOR - Submitted by: Keith Humphreys

One should never underestimate the importance of the distributor in how well your car runs?

I thought that our Daimler SP250 was running well, until a friend, expert in these matters, suggested we give the distributor an overhaul. When dismantled it was found that the advance weights were already open and some fiddling with the springs was required to reinstate the correct setting. This resulted in a surprising improvement in performance.



Our Model A Speedster has performed well but it did not rev with any enthusiasm, and with the Chelsea Hill climb coming up and potentially the last one at this venue due to the road becoming a public road and the Chelsea Sugar Company planning to open a café at the refinery, I decided that I should enter the possibly penultimate event?

This set me thinking about what needed to be done to get more revs out of the motor, the three speed gearbox being something of a handicap in this sort of event?

As a regular reader/contributor to the Ford Barn blog/website, a recent contribution concerning automatic advance distributors, put me in touch with Jim Linder (Bubba). Jim has bought up some new Mallory (Ford fork lift distributors), he machines the housing to fit the A engine, recurves the advance weights for 30 degrees at 2000 rpm and adds a new drive shaft, ignition coil and plug wires. They are single point units that work with 6 or 12 volt systems. <http://www.bubbasignition.com/4-bangers.html>

So, I ordered this kit and had Jim send it to NZ Post's US office which usually results in cheaper postage to NZ, and as many US suppliers will not ship overseas this service is invaluable. Unfortunately, I have had greatly varying service from NZ Post and this time the package sat in the States for nine days before shipping to NZ (I have had tyres arrive in 3 days) and when it arrived the distributor cap had been damaged. Impatient to install the distributor, I glued and bogged up the damaged cap and set about installing the kit.

This was relatively straightforward, the garish new Bosch coil contained a built-in ballast resistor, so I was able to get rid of the one installed, and the theft proof cable gets eliminated, as does the advance/retard linkage. This is disappointing in that despite the car being a speedster/special, I had always been keen to retain the idiosyncratic items unique to the Model A, the winged distributor, the advance/retard linkages and the associated manual control there-of, plus the theft-proof cable to the distributor. The Bosch coil will be repainted black.

Finally, it came time to test the set-up, with some trepidation as usual when fitting something new; The car did start more readily than before and seemed to idle more smoothly even when cold. The Nu Rex timing guide that came with the kit made checking the timing simple and one simply slackens the bolt on the side of the head and rotates the distributor to alter the timing.

A test drive was something of a revelation! The motor certainly showed more enthusiasm to rev, there was no hint of pinking which had been an occasional problem requiring a delicate accelerator foot and accurate setting of the advance control lever, and perfect idling. Quite a transformation!

I had always assumed that the motor was over-carburetted and that there was insufficient velocity past the idle jets to make them operate properly. The spark plugs have always been a good colour indicating that the carburation is correct when running on the main jets.

However, this Mallory distributor has transformed the way the motor runs and I am delighted!

The distributor kit cost NZ\$531.30 including postage and the NZ post cost \$42.25, and then there's GST, so it's not a cheap conversion. I suspect an electronic kit might have been cheaper?

By the way, our original distributor was an all-new unit from Snyders.

FROM THE GARAGE: TECHNICAL TINKERING

THE MALLORY DISTRIBUTOR – continued



Shows the distributor installed



Shows the garish Bosch coil



Shows the Nu Rex timing guide plus the harmonic balancer pulley ex Murray Horne which was another item that resulted in a transformation of the motor.

Since sending in the article about the Mallory distributor, I researched an electronic automatic advance distributor, the FSI Zipper which would enable one to retain an original looking distributor, but this would cost substantially more than the Mallory which at US\$350 +\$18 shipping is US\$100 cheaper and the GST NZ\$70 as against approx. NZ\$80 for the electronic kit, that's NZ\$152 more expensive. A total cost landed of NZ\$797 as against NZ\$645 for the Mallory.

If interested, please email Editor, to be forwarded the research material on the FSI Zipper.

HOW TO

Restore The Wood In Your Model A

By Norman Kling, San Diego, California

One of the problems encountered during the process of restoring most Model A Fords is what to do about the rotten body wood. Thirty years ago, automobile bodies were built around a wood framework. Sooner or later, sooner in wet climates, later in dry climates – the wood becomes rotten and needs to be replaced, that is if you want your car to have a good solid squeak-free body.

Restoration of the wood can be a very expensive operation if done professionally but fortunately it can be accomplished satisfactorily in the home workshop.

To do the complete job, one should have access to a planer, a jointer, a tablesaw, a band saw or jigsaw, and hand tools. If you don't have these machines, you can have the millwork done at a lumber yard or cabinet shop, then do the final fitting yourself with hand tools. We won't delve into the details of millwork because anyone owning such expensive machinery undoubtedly knows how to use it. The minimum hand tools needed are a hammer, saw, plane, chisel, and hand drill.

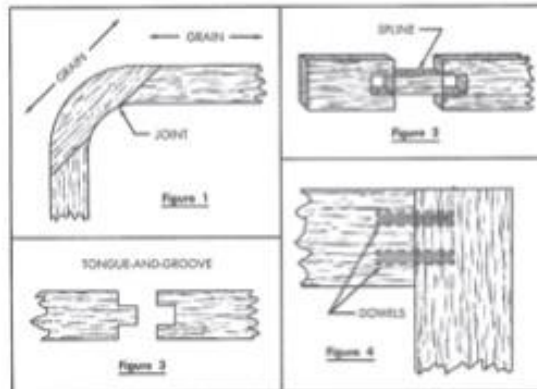
The wood used in the Model A is hardwood except for the floorboards which are 5/8-inch marine plywood. Be sure to use marine plywood because it is waterproof and won't come unglued if it gets wet. The best replacement for the hardwood is oak or ash. Now that we have the tools and materials selected, we will get into the details of the job.

First the removal of the old wood. This job will vary depending on the extent to which wood has deteriorated and the thoroughness of the restoration. The wood should be replaced before any painting or upholstery is started – although we once saw the body sills on a Murray Cabriolet replaced after the paint and upholstery was done and without scratching or chipping the paint! But it is much easier to do the wood first.

After removing all necessary upholstery, pull out all the nails, screws and bolts holding the wood in place and remove or loosen any part obstructing the removal of the wood. Each case will be different because of the variation in construction of the various bodies. Try to keep the wood intact and in one piece wherever possible so that it may be used later as a pattern.

Floorboards are very easy to replace and can be cut out even with hand tools. Merely use the old floorboard as a pattern and trace it on the new board and cut.

You can get brass rivets-the kind used to reline truck brakes from almost any brake shop. These rivets can be used to replace the old ones where metal parts are attached the floorboards. Also, from the same source, you can get rivets to hold the wood in Phaeton top bows.



Whenever you have the old wood for a pattern, you can trace and cut the new wood to size. Where the old wood has deteriorated beyond use as a pattern or is missing entirely, measure and cut the new wood slightly oversize, then place it against the metal and fit by hand using a plane and chisel. To find high points in the wood, simply rub chalk on the metal and press the wood against it.

In the more difficult pieces such as the body sills, or where wood forms an arc or angle, two or more pieces will be joined. This is because the strength of wood is with the grain. The grain should always run the length of the board, never across. (See Figure 1.) Where the wood makes an angle, two boards are joined so that the grain will follow the angle. Several types of joints can be used depending on the location and the type tools available. These are tongue-and-groove, spline joint, or dowel joint. (See Figures 2-4.) Tongue-and-groove or splines are used with the grain; dowels are best for end grain. But whichever method is used, waterproof glue should always be used and the pieces clamped firmly until the glue is dry.

Sometimes an old board can be salvaged when only a small portion is rotten. This is done by cutting out the rotten portion and gluing in a new piece. When small holes are present, such as left by upholstery tacks, they can be filled with wood dough. This is a plastic putty which dries to a hard surface and will hold tacks. It can also be used to fill the pressed paper sections of top bows. Leave the original material in place and just fill in the broken portions.

All wood, with the possible exception of top bows, should be treated with boiled linseed oil and allowed to dry before installation.

The wood is installed in the reverse order from which it was removed. Naturally, we recommend the use of new bolts, screws and nails throughout.

This article was previously published in *The Restorer* - January/February 1962

An Encore Article

September-October 2017 • *The Restorer* 17

Source of the article: *The Restorer*



PASSCHENDAELE 2017



Like most New Zealanders of my generation I grew up hearing about Gallipoli but very little about other battles of the First World War. Given that 10 per cent of the whole population served overseas, the war touched every family. Both of my Grandfathers served in France and Belgium, and looking back, I believe both were affected physically and

mentally. Neither ever spoke in my presence of their experiences, but my mother later gave me her father's diary. In 2009 when visiting our daughter in London, Trish and I had the opportunity of a half day tour of the area around the Belgian town of Ieper (Ypres). It was then, standing at the grave of the man who would have been my father's uncle, and reading in the diary of events that led to his death, that the significance of it all came to me. I became somewhat obsessed and read nothing but books about the Western Front for six months. We decided that if possible we would attend the 100 year commemorations in Belgium. Gavin and Helen Leckner also thought the same, as against big odds we met up with them twice.

As well as the planned commemorations, our tour visited almost all of the major national memorials and many of the cemeteries. All of the 27 participants plus the tour leader had at least one grave to visit and all were made possible. The Commonwealth War Graves Commission does an impeccable job of maintaining these places. After the armistice some wealthy families in England wanted to repatriate their loved ones and this led to some debate. It was decided, that in death all would be equal with no discrimination of rank, and all would remain where they fell. Rudyard Kipling pointed out that his son, like many others had no known grave, so all should remain.

The town of Ieper (Ypres in French) is in the centre of what was known as the Ypres Salient, a shallow half saucer shaped depression at 24 metres above sea level and about 10 kilometre radius. Messines at 60 metres elevation is to the south and Passchendaele at 51 metres to the north east. In 1917 the German Army occupied all "high" ground to the east of a north south line. From here they could see almost every movement in and around Ypres. The objective of the Allies was to break through this line to reach the strategic channel ports. When walking the ground, it is almost inconceivable that anyone at all survived, let alone attacked from such exposed positions.

This October the New Zealand Defence Force hosted some very moving commemorative ceremonies. On the 4th of October we attended a service at Nine Elms Cemetery where the famous All Black Dave Gallaher is buried then later at the New Zealand Memorial at 'S Gravenstafel where the battle of Broodseinde took place. This was 100 years to the day that the first push toward the village of Passchendaele was made. The attack was deemed a success with all objectives being met but at the cost of around 480 lives, including my grandmother's brother. Later that evening with two others in our group I had the honour of laying a wreath at the Menin gate during the last post ceremony. On October the 12th the 845 New Zealanders killed that morning in 1917 were recognized in a deeply moving and memorable manner at Tyne Cot Cemetery, the Menin Gate and a sunset ceremony at Buttes New British Cemetery.

This was truly a memorable and often emotional journey. One of my main memories and which I pass on to you, is the deep appreciation the Belgian people have to this day of what those who "came from the uttermost ends of the earth" did for them.

*By Rob Brown
(NIMAFC Member)*

SAFETY driving on New Zealand roads

(source www.nzta.govt.nz)

Avoiding Driver Distraction

- Driving needs your full attention
- Keeping your mind on the task
- You need to keep control of your vehicle at the same time as maintaining an awareness of your surroundings and potential hazards
- Make sure your car's windscreen and mirrors are clean
- If you are unfamiliar with the route, check a map before starting the journey or have someone read out directions. If you need to look at the map, safely pull over to the roadside.
- Take regular breaks
- Ask passengers to be quiet if you are having difficulty concentrating

Distractions can affect drivers in different ways:



REMINDER: IN PREPARATION FOR A ROADTRIP –


Model A checks:

Check oil, radiator water level, tyre pressures, brake adjustment, headlights, tail lights.....

And don't forget your indicators



BOOK SOON TO BE RELEASED.....



Description of this Book

If ever there was a definitive historical book about the iconic Ford Motor vehicle in New Zealand, this is it! FORD IN NEW ZEALAND is a magnificently researched history of the introduction of the Ford brand in New Zealand. An incredible microscopic view of the beurocracy of the government and the general public's `hesitancy' of the introduction of the `automobile' in New Zealand Rich in information, the book describes the assembly of the first Model T Ford in Canada and the shipment of the vehicles to New Zealand. Incredibly, New Zealand soon became the second largest export market for Ford Canada!

The book details the evolution in New Zealand, from the late 19th century to the `horseless carriage' of 1904, when the first Ford came to New Zealand, including never seen before photography of New Zealand's first `Ford' owner - Robert Thompson and his `Fordmobile'.

This introduction of the automobile necessitated the first Ford Agents in New Zealand to be appointed and road rules had to be made about these `contraptions'! Why was the Ford Motor car so appealing in the New Zealand environment? The book describes the relationship between `the average kiwi' and Ford, including the first NZ motor review of the car (1909). Lovers of motor cars, Ford enthusiasts and historians will find this incredible book a `must have' for a trip down the `gasoline alley' of New Zealand's yesteryears!

Source: www.wheelers.co.nz

Editors comment: Thank you Mary & John Castle for sharing information on this new book release. Looks like it may be an interesting read.



An Invitation to Join Model A Ford Club of America

Membership Benefits

The Restorer magazine (6 issues per year) –
 Technical Support – Jim Cannon will email you the answer to any question you may have.
 MAFCA Chartered Chapters, National Meets, National Banquets and National Tours.

MAFCA also produces publications for sale including:-

- Restoration Guidelines & Judging Standards
- Paint and Finish Guide
- Hardware Standards
- How to Restore Your Model A (a series of)
- Era Fashion Guidelines
- Other publications related to the Model A Ford and its era

Go to mafca.com and click on Membership Renewal or New Membership and complete the form.
 International Membership is **\$US70** (*The Restorer* posted to you);
 International Membership with only online edition of *The Restorer* **\$US50**.

Restorer Magazine Covers - Volume 61 - 2016-2017



Issue 1 May/Jun
2016

Issue 2 Jul/Aug
2016

Issue 3 Sep/Oct
2016

Issue 4 Nov/Dec
2016

Issue 5 Jan/Feb
2017

Issue 6 Mar/Apr
2017

FROM THE ERA FASHION FILES.....

1930's style shoes

- ❖ Shoes complete an outfit
- ❖ Make sure your shoes are clean & tidy, and polished
- ❖ Not sure of the 1930 style? Here's a few examples of shoe styles to compliment your Era Outfit

Image - Thank you to pinterest.com



FOR SALE

Fur coat, full length. Fur Boa. Cloche Hat. Also, some men's clothing. All very good condition.
Contact, Dave and Jeanette Collins
Phone 021 259 3690

'Pack the Picnic' Recipe Steve's (Driver) Pickled Onions – Still pickling – Watch this space!!!

Travelling/Packing Tips – Road trips in the 'A'

Challenged for packing space in the Model A? here's a few tips:

- ❖ Utilise packing cells – see photo attached (available in stores such as Kathmandu). Available in various sizes and colours. It's amazing how much clothing you can fit into one cell. Packing cells fit into small spaces or can be stacked
- ❖ Use suit bags to pack Era Attire and lay the bag flat on top of other packed items
- ❖ Shoe bags are handy, to keep shoes separate from other items
- ❖ Pack travel sized items like shower gel and shampoo
- ❖ A cooler bag comes in handy, to keep drinks & food cool and fresh
- ❖ Thermos is a must – remember to pack your cups, milk & sugar (have forgotten this many a time!)



Make a written list – Keep a 'standard checklist' for easy reference

CLASSIFIED ADVERTISEMENTS

There is no charge for members selling their own items. Items will be advertised 3 times unless renewed or cancelled. Business size commercial ads are \$25 per year.

For business ads contact Ralph Levinson (09) 578 3000.

Wanted 16" V8 Wheels	Ford V8 16 inch Wheels in good condition. Phone 07 5441941 or email scott.jj1966@gmail.com (Joe Scott)
For Sale 1930 Model A Ford Phaeton	Current owners for 20 years. Current Rego, WOF, garaged, runs well, tidy condition. Phone Dave 021 2593690 (Dave Collins)
Wanted	1930 fordor exterior door handles, interior handles ,rear bumperettes, original horn. Phone 07 8848551 Thanks Jeff

For Sale

Our first Club Captain and Life Member, Alan Minson, has the following items for sale. The tool kit (see photo) has several Authentic Model A items (the crank handle has been sold).

Alan is happy to discuss price and says he wants to sell all the items. Contact details, alan@minson.co.nz, Phone 09 521 5111, Mobile 021 327 119.



FOR SALE

1930 Phaeton. Only 3 owners – present owner, 21 years. Always garaged. Full history, original registration papers, 12 volts, Klaus engine professionally reconditioned (only 1500 miles since), 98,000 miles since new.

Side curtains as new, original leather/look upholstery, repainted 1970 and still like new. Top of range trunk, twin stop lights, halogen headlights, alternator, solenoid fuel tap.

This car won the trophy for best 1930 or before car at a past Henry Ford Memorial Day in Hamilton.

\$40,000.00. Phone Brian Wilcock,

07 855 8063, brifran@actrix.co.nz



AUCKLAND CAMS

www.aucklandcams.co.nz

Camshaft Machine Shop
Unit 1, 32 Moselle Ave
Henderson, Auckland
Henry van Vugt
Mobile 0274 -860400
aucklandcams@xtra.co.nz

Courier Delivery address
251 Don Buck Road, Massey, Auckland
Competition/Race/Rally/Performance Camshafts

Veteran AND Vintage

Spares and Repairs Ltd

RESTORATION SUPPLIES
TYRES & BODY PANELS

Specialist | Model T & Model A 1907-1931
16" Tyres black and white wall

Errol & Linda McAlpine
P 09 832 9818 | M 0274 543 983
E vet.vin@xtra.co.nz | www.veteranvintagecars.co.nz
1127 Scenic Drive, Swanson, Waitakere, Auckland

CLOSING EDITORIAL MESSAGE:



Thank you to all contributors to the Newsletter this month, sharing stories, reports of events, articles of interest, travels, and educational material. If you are sending an electronic report (Microsoft Word format is preferred). If unsure, please drop me an email for further assistance.

Hope to see you in Te-Awamutu at the Club Christmas Party – looking forward to it!

See you next Issue with the Christmas Edition.

Best Wishes, Kay Palmer (Newsletter Editor)
nimafc@outlook.com

The views and articles expressed in this Newsletter are the views of the authors and may be reprinted provided acknowledgement is given. Where articles have been reprinted, the NIM AFC recognises those authors and thanks them for allowing their article to be used in our Club Newsletter.

OFFICERS OF THE CLUB/COMMITTEE

Position:	Name:
Club Captain	Hugh Hulse
Vice-Captain	Errol McAlpine
Secretary	Karen Thomas
Treasurer/Memberships	Ralph Levinson
Newsletter Editor	Kay Palmer
General Committee (Events & Tech Nights)	Bruce Stratton
General Committee (Club Records & Assets)	John Castle
General Committee (Events/Health & Safety)	Stuart Bellamy
General Committee (Health & Safety)	David Heilbron
Historian	Paul Smith

Club correspondence: Please contact: Karen Thomas, Secretary, (09) 443 5253 or 027 419 0191 or email mosseykar@gmail.com

On a final note.....

ANSWER TO LAST MONTH'S QUESTION:

**The Model A was the first car to
have.....in the windshield?**

ANSWER: Safety glass

North Island Model A Ford Club Inc., PO Box 57-017, Owairaka, Auckland 1340, NEW ZEALAND