

Chapter Members of:



MODEL A TORQUE

Month: May/June 2021

Issue Number: 2021/ 3

Season: Winter



[Tech night at Stuart Jordans premises see pages 8–10.](#)

Welcome to the North Island Model A Ford Club Inc.

The purpose of our club is to enjoy, restore, preserve, and protect the Model A Ford automobile and to foster a spirit of good fellowship and family participation through the use of the Model A Ford.

Membership is open to anyone with a sincere interest in the Model A Ford. Ownership is not a prerequisite.

In this edition:

- Upcoming Events Calendar 2021 - page 2
- Something for everyone in this edition.....

Visit our website www.modelafordclub.co.nz for new events, photos and articles etc – keep up to date!

North Island Model A Ford Club Upcoming Event Planner 2020/2021

All subject to Covid restrictions <https://covid19.govt.nz/>

Date	Day	Thoughts and upcoming Events		Status
30 th June	Wed	Tech Night / Sunnybrae Autos – Shock Absorber Rebuild	Details to come	Booked
25 th July	Sun	Rangiriri Competitive Run		In progress
August		Club Night Entertainment- Remuera Club		Pending
15 th August	Sun	Club Run BBQ Explosion Bay Kawakawa		In progress
August		Concours Judging Seminar		Pending
11 th – 12 th Sept	Sat/Sun	Part of Model A Ford Day – overnight run to Thames		In progress
16 th Oct	Sat	Club Run - Heritage Festival Birkenhead		In progress
Oct		Club Competitive Run		In progress
Oct		AGM & Awards night		In progress
27 th -28 th Nov	Sat/Sun	Xmas Dinner Run -Tauranga Cosy Corner		In progress
2022		North Island Model A Ford Club 50 th Anniversary		In progress

The committee are working on events for the upcoming year. Please keep a watch on the website www.modelafordclub.co.nz for any recent updates.

FYI – Non-North Island Model A Ford Club Events 2020/2021

If you are aware of an event coming up, please let the editor know so we can share, thank you.

Date	Day	Event
Last Sun of Every Month	Sun	Caffeine & Classics
11 th July	Sun	Rotorua Swap Meet
16 th – 18 th July 21	Fri - Sun	Winter Art Deco Napier
11 th Sept	Sat	International Model A Ford Day
8 th – 10 th Oct	Fri - Sun	Mc Leans Island Swap Meet Christchurch

**Print this page off for reminders and stick to your fridge!
or keep an eye on the website for updates.**

Out in about in the Model A over the past few months

Submitted by Committee Members Stephen Upson & Kay Palmer

Workshop Evening looking at Timing

A good gathering of members arrived for the workshop Tech night, including our local club member in blue to keep our party under control. We started looking at Points Timing and Distributors, how to set clean and adjust points, find timing mark and set timing. Thanks to Errol with his simple tools made the job easier to perform. Sharing your knowledge with other members helps build a strong club, so thanks to Errol with these time saving tools. Stephen showed some members how to repair wiring on Model A light bulb holders. Many club members showed and discussed other items to repair with each other. Let's keep tech questions coming to help others restore and maintain their Model A. We finished with a BBQ and hot drinks.



Master Chef John Castle (Life Member)

Model A tools to add to your tool box

Points setting tool cost is \$81.06
pin tool is \$83.97
Distributor cam tool \$32.20
all 3 =\$197.23



Timing

Total

Veteran & Vintage Cars can supply, if all 3 purchased together a 10% discount will apply

Art Deco in Napier

Well Covid Restrictions could not stop a few members attending the cancelled Art Deco events in Napier. Fortunately, we were on route to Napier, after attending the Matamata Club weekend. And were joined by Club Members Terry & Joss. The Vintage Car Club was still able to continue the planned rally & morning tea to keep alive the event. The public already in Napier still enjoyed the atmosphere of Art Deco festivities on Saturday. Kay and Helen enjoyed the WW1 Tank as pictured. Then spotted Kay at the morning tea at the VCC. Well done Vintage Car Club for saving the event. It was great to catch up with Gavin & Helen Leckner (Gisborne) at the Mission Estate for lunch and Tom & Helen White after the Rally for afternoon tea in Havelock North. Thanks folks for your company, we enjoyed Napier with Auckland and out of town Club members.



All Ford Day Tauranga

Start time was 0800, so off we set off nice and early to be there on time just to find out that the gates open at 0800 with entry before 10am. The novice Fordor tried to enter first as not too sure how it all worked pushing in front of the dozen or so vehicles waiting in line. It started out a lovely sunny day as all these amazingly restored Fords arrived from early to late model Mustangs throbbed across the field to park up. Some owners out with the polish and rags but did not come over to clean our 'A' LOL. Another good day out catching up with Ford enthusiasts in Tauranga, even taking home a 4 litre pack of oil for a lucky number draw - always good to win something. This nice 'Muscle Car' was admired at the All Ford Day Tauranga. Thank you to whoever posted this photo and the organisers for a Great Day in the Bay.



Lake Pupuke Club Run

Juggling for parking spaces as the dragon boats finished their racing on the Lake, arriving at the picturesque Lake Pupuke waterfront on a lovely sunny morning setting up for a picnic lunch. 21 members arrived in 11 Model A Fords one early V8 and an MX5. This was a good catch up



with old members and some new members. Unfortunately, the Club Captain, Hugh arrived late as did Kay & Stephen at the last club run at Matamata so the Club Hand Brake Award was up for grabs again for lateness. It was gladly passed over from Kay & Stephen to our Club Leader. All and all the picnic participants enjoyed the views of the lake and a relaxed gathering socialising with Club Members.

Tauranga Jazz festival

Easter weekend at Tauranga saw the National Jazz Festival where the vintage car club held a parade through town to the event led by a band and swing dancers from Auckland and Tauranga. There was over thirty vintage vehicles in attendance including four Model A Fords. We listened to many bands performing during the day at 5 different venues with



different styles of music to suit your ear. It was very enjoyable listening to them and we lost track of time, when we finished there was only two proud vehicles on display (see pic). At least we matched in colours.

Thanks to Doug Brown (member NIMAF C Tauranga) for organising the parade.



For Sale and Wanted Page

Wanted

Hi everyone.

I am trying to put together the correct tool kit for my 28 Model A Van. Main items I am missing are the jack and handle, alemite grease gun and oil screwdriver. If anybody has any of these that they are willing to sell, please contact me.

Thanks in advance, David Heilbron on 0272966266

Wanted Model A Ford finned head in good use-able condition phone (07) 824 7728.

Wanted Model A Ford fender wheel well for 19" side mount Phone Murray Ashby 027 622 9632 (or email anneandmurrayashby@gmail.com)

For Sale

In a moment of madness after the Gisborne Rally, I ordered a set of replica shock absorbers from Stewart Shadbolt of Shadbolt Engineering Limited and a set of shock absorber levers from Errol.


These have made a discernible difference to the ride of the car.

The shock absorbers they have replaced are: a pair of Offenhauser friction shocks designed for Model A's plus some spares and a pair of Mk 3 Zephyr Armstrong lever actions with arms modified to suit the Model A, all with the correct size balls for dog bones or original links.

\$40 the lot, which is probably less than the balls alone cost, and whilst possibly not as effective as original type shocks, they are better than no shocks (The Armstrong's did leak a little) Prefer pick-up from Devonport as shipping might exceed the cost?

Contact: Keith PH 09 446 0916 or modelspeedster@gmail.com Pictures below.





Stuart Jordan's workshop and Factory Onehunga

On the 19th May, club member and all round good guy Stuart Jordan, hosted a NIMAFC tech night at his workshop in Onehunga. The theme for the evening was carburettors, manifolds, and wheel balancing in the surrounds of his well-stocked workshop / man shed which was well stocked with lots of big tools and machines.

Stuart and David Mossman started the night with a quick look around the workshop. Stuart has been collecting machinery for many years, and obviously likes to use as much of it as possible when possible. He is a creator, and a wealth of knowledge.

27 members were present as Stuart gave them an overview of different models of carburettor and manifolds which are able to be installed on our precious Model A's. With input from the crowd, members listened and learnt.



Stuart holding a carburettor and talking with group.

Club member David Mossman (who works for Stuart) then gave a demonstration of drilling out / enlarging the inlet on an inlet manifold using one of Stuarts large drill presses. This simple but precise process will make you're "A" breathe a little better. The offer was made to all members that if you need your inlet manifold reamed out / drilled out to allow you to breathe a little better then please contact Dave Mossman for advice / availability.



Dave and Terry, masters of the drill press.



Manifold being drilled.

The members then had the pleasure of checking out Stuarts great collection of vehicles.



Two front 21inch wheels and tyres then miraculously appeared from off John Castles Tudor, which Stu mounted up on his wheel balancer. We all learnt that wheels can be temperamental sometimes, so Stu finished off the balancing the following days after a few minor tweaks and adjustments.

Whilst all this was going on, the members talked to each other, discussed issues with their vehicles, solved, well suggested ways of saving the world from the politicians, then refuelled on a range of Jacks Pizzas. 9 large pizzas being consumed by 27 hungry car owners. Watch out you Dunedin Uni students, the Model A club members are in town, and they can eat.



Like every Tech night, it's not just about what the demonstrations are about. The members learn things, appreciated the time and input from the presenters, and just enjoy being around like-minded people.

A big thank you to Stuart Jordan for allowing the NIMAFC members to share his workshop and his knowledge with us all.

Also, thanks to Dave Mossman for showing us how to breath better. (Inlet manifold) and answering many questions that were aimed his way.

Garry Learmonth (A proud Model A Ford owner)



[This photo was taken on the Gisborne Rally between Nuhaka & Wairoa?](#)

10 Questions the Chauffeurs Test
Thank you, Paul Smith for Sharing.

The following 10 questions are taken from a total of 84 question in the *Chauffeurs' Examination Questions* (in later years to be know as a driver's license test) in the 1917 "*Dyke's Automobile and Gasoline Engine Encyclopedia*" (in later years to be known as a Motor Manual.) See if you can get an 80% to pass and keep your license.

- 1) Which of the following vehicles usually doesn't have the right of way in large cities?
 - A) Mail Wagons
 - B) Loaded Trucks
 - C) Bicycles
 - D) Emergency Wagons
- 2) What is your spark lever for?
 - A) Turning the spark on or off
 - B) Controlling the electricity to the lights
 - C) Controlling the timer on the magneto
 - D) Sending Morse code
- 3) Which is not listed as required equipment on your vehicle?
 - A) 2 side lamps
 - B) 1 tail lamp
 - C) 4 wheel brakes
 - D) 2 license number plates
- 4) How would you ascertain the amount of gasoline in your tank at night?
 - A) Look at the gas gauge
 - B) Ask your passenger to read the gas gauge
 - C) Measure it with a stick or rule
 - D) Ask the gas station attendant
- 5) If you car caught fire which of the following should you not do?
 - A) Turn off the gas supply pipe
 - B) Smother the flames with sand
 - C) Spray water on the fire
 - D) Smother the flames with your coat
- 6) Which is not the road and street speed laws of most cities?
 - A) Not allowed to run over 30 mph outside the city
 - B) 4, 6, or 8 mph in the city
 - C) Basic rule of 55 mph
 - D) Use judgment
- 7) What is the penalty under law for any person driving in an intoxicated condition?
 - A) \$500 fine
 - B) 1 year in jail
 - C) Felony; revoke license perhaps
 - D) Required community service

8) Should you be going north and wish to turn west, which of the following is not required?

- A) Slow to 4 mph
- B) Hold your hand out the side of your car
- C) Blow your horn
- D) Keep northeast of the center of the crossing

9) Which is not a precaution to be taken when taking a car out?

- A) Licenses plates in place
- B) Tires properly inflated
- C) Pack a lunch
- D) Check the water, gas and oil

10) Which is not a recommendation if you are following a car and it suddenly swung around in your course?

- A) Slow up or stop
- B) Blow your horn
- C) Shout at the other driver
- D) Hold out your hand as a warning to anyone behind you

I am sure you have figured out by now that the correct answer in each question is "C". Did you get an 80% to keep your driver's license? Now think of answering 84 questions like this.

A couple of quick comments about some of the questions:

#2, There were also question about, What is the gas lever?, What is your accelerator for?, What is your clutch for?, What should the position of the speed lever be when starting the car?, and so on.

#3, Under required equipment. Brakes were not mentioned at all.

#4, It was recommended that you hold the flame of the match away from the stick or rule while "Sticking your tank".

#7, Hit and run was also listed as a Felony with a "revoked license perhaps."



For the Ladies

Daytime Wear

1928 WOMEN



A. A spiral-designed skirt is flattering to the figure, accented with metallic trimmings. The draping creates an uneven hemline in front and back.

B. The narrow lines of the underlying silhouette are prolonged in the cut of this dress. A beautiful side drape accented with a fabric flower adds interest to this dress.

1928 WOMEN


Daytime Wear

- A. This satin crepe frock features the apron tunic. Metal banding at the blouse front is outlined with braid or stitchery.
- B. Velvet and lame' form a rich combination in this formal frock suitable for tea or Sunday night supper. There is a simulated suspender bodice treatment.
- C. A two-piece wool georgette frock of asymmetric lines. Skirt and cuffs are darker in hue than the blouse.



- D. Handwork relieves the plain blouse. Front skirt fullness simulates the chic apron effect.
- E. Metal nail heads dot the surface of this frock and form a hipline accent. Fur adorns the front and back skirt panels.

- F. Irregular lines are found in the front closing of this frock. Pointed cuffs cut with a slight flair finish the long sleeves.
- G. A charming afternoon frock is topped by a jacket. Buttons adorn the skirt, sleeves and jacket.



Daytime Wear



- A. Vents in the back of the jacket had disappeared from many suits, but this one is bringing it back. With notched lapels and two buttons on the jacket it is one favored by the Wall Street crowd, according to the style scouts of the day.



- B. This double breasted suit has sharp, peaked lapels, long line to the second button and curved in at the waist. It is seen on the man about town. It is offered in Dickens blue, a color introduced in the spring of 1930, brought back from the earlier twenties. This color is a mixture of gray and blue.



- C. This is a half-belt sports jacket, shown in tamarack brown, a blend of dark brown and gray, resembling the bark of the tamarack tree. It is shown with a white shirt and diagonally striped tie of white, red and gold. The collar is notched and the fit is snug, curving in at the waist.



- D. The three-button tweed is just right for the college campus. The vest has six buttons and the fit is snug. It is paired with a white shirt and diagonally striped knit tie, in blue and yellow.

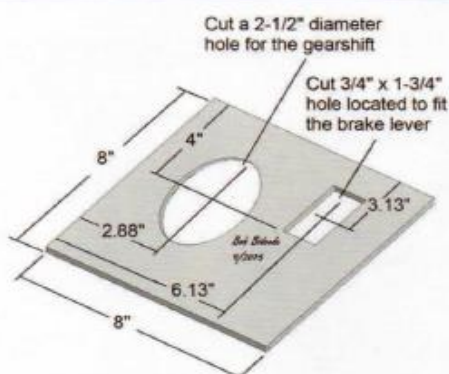


- E. An example of a Glen Urquhart pattern, in muted blue and gray. It is an English model, seen on Wall Street. It is paired with a blue shirt and a detachable white collar.



- A. These striped flannel dress pants are made of half wool and striped with rayon. They are pleated in front and have a twenty inch cuff. The belt is brass-studded patent leather.
- B. These stylish pants are made with the new four-front pleated style of sturdy cashmere and half wool and have an 18 inch cuffed bottom. They feature a "Snugtex" waistband, a new idea to prevent the shirt from bulging.
- C. Pleated pants of dressy wool serge, cut along English lines with 17 inch cuffed bottoms.
- D. These plain front dressy pants of all wool serge are cut along English lines with 17 inch cuffed bottoms.
- E. A new spring pattern in these wool pants with 18 inch cuffed bottoms.

Draft/Noise Stopper



Our Model A's can provide all sorts of holes, noise and wind effects. Here is a handy, low cost device to help stop drafts through the transmission gearshift tower and emergency brake access.

Draw and make this Draft Stopper from an old inner tube or 0.06" thick rubber stock.

Insert the seal between the carpet or floor mat and the floor board so it is free to move.

The seal should have a snug fit around the gearshift tower, and a very small clearance around the brake lever. Drive without drafts and quieter too!

If you have a helpful tip about Model A restoration or maintenance that you'd like to share with MAFCA members, please forward it to the MAFCA Office, 250 S. Cypress St., La Habra, CA 90631-5515 or e-mail to: restorer@mafca.com.



Leveling a Manifold

Picture this: it's Saturday afternoon, you find that you need to reinstall your intake/exhaust manifold, so you run a straightedge and it's a tad bit warped. Of course your local machine shop is closed.

Take the sandpaper off of your belt sander, cut it and lay it on a really flat surface. Glass is good – so is sheet rock. Duct tape about 1/4" all the way around. Flop the manifold over and hand sand the manifold. 60 or 80 grit works well. Try not to keep more pressure on one side over the other, and I sand in long ovals rather than straight back-and-forth. Check after a few strokes and you can see your high spots! It may not be as good as a machine shop but it will get you back on the road!



If you have a helpful tip about Model A restoration or maintenance that you'd like to share with MAFCA members, please forward it to the MAFCA Office, 250 S. Cypress St., La Habra, CA 90631-5515 or e-mail to: restorer@mafca.com.



A Great night was had by all at the Ryders Cinema and Restaurant on the 19th of June 2021. Thank you to Kay Palmer and Stephen Upton for organising this event. Always yummy food and a good movie, oh yes and the ice-cream.



Thank you, Terry Costello, for sharing the photos.

Irishman Rally, South Island 2021

A great start to the Rally, after the nasty weather the South Island had the week before. The early morning start out of Alexandra.



No mucking about as the Model A convoy gets straight into the hills. A little chilly in an open top car.!



Steve Driver and Terry Costello in there element (Elsie).



The enthusiasts had to stop to take in the beautiful South Island scenery that we were travelling through.



Garry and Fiona were lucky enough to travel in Bruce Myles car, (Angus). Lake Benmore in the background.



**The conclusion after this road side pow wow!, as the three of them had no idea what was wrong.
JUST DRIVE IT.**

And the Model A, (Angus) just kept on going.



Thank you to Bruce Myles for allowing us to share the experience.

“Henry said”.



There is one rule for the industrialist and that is: make the best quality goods possible at the lowest cost possible, paying the highest wages possible.



Coming together is a beginning; keeping together is progress; working together is success.



We came across this in Fairlie. It may not be a Model A, however it sounds nice & its orange! Early 20's Chevrolet Speedster, of which the owner is organising the next Irishman Rally.



Model A Followers, Friends and Families

Unsurprisingly it is winter, and we are but a few weeks off the shortest day. It seems that it was only yesterday we arrived home from the wonderful Gisborne rally and were plunged back into the reality of living life with Covid. For most of us it is vaccination time, and I can only encourage everyone to make the most of an opportunity to help harness the spread of the disease. Already we can see voids in our Tasman bubble, but it is holding and has not popped. Let's keep our fingers closed.

Some of us have been engaged in the Club 50th Anniversary planning and a great exciting event has been drafted for committee approval and transfer to the calendar.

Bloke's sheds should be a hive of activity over the next few months as the winter projects consume the colder and wet days. One extra task completed on the trusty steed, or those stone chips worked on, even the steering wheel nut (driver of course) revived for another action summer, could be a part of the programme. Test your fellow members with a little surprise!

Continuing contact with past and present members is a part of our club comradery. While most memberships are known there are a few past enthusiasts who have literally disappeared but may want to be found. If you know of past members interested in re-joining, could you make the info available to a committee member so that we may endeavour to be more inclusive for event activities.

Meanwhile, be kind, stay safe, enjoy and be happy.

Cheers,

Hewy.

Website

Good place to advertise things if you have a car or something Model A to sell or buy. If you would like a picture of your car in the slide screen on the home page, please send an original size photo from your phone or other to email nimafc.editor@gmail.com. The photo can also be added to the Website Members Gallery. Please visit www.modelafordclub.co.nz and enjoy ☺. This is also a good place to access the North Island Model A Ford Club Facebook page. Thank you. Kind Regards, Fiona.

Merchandise

The committee is currently working through the feasibility of obtaining and holding stocks of merchandise. A good idea is to design something for the Clubs 50th Anniversary coming up in 2022. We are looking at simplifying what merchandise may be purchased to try and meet our member's requirements. Any suggestions, please email Wade, the NIMAFC secretary nimafc.secretary@gmail.com with any thoughts about this. Thank you.



Committee contacts:

• Club Captain	Hugh Hulse	021599981	nimafc.captain@gmail.com
• Vice - Captain	Andrew Costello	021943063	nimafc.vicecaptain@gmail.com
• Secretary	Wade Alexander	0272722130	nimafc.secretary@gmail.com
• Treasurer	Kay Palmer	0210731542	nimafc.treasurer@gmail.com
• Newsletter Editor/Website	Fiona & Garry Learmonth	0211915513 0275748748	nimafc.editor@gmail.com nimafc.editor@gmail.com
• Committee	Bruce Stratton	0274853634	brucestratton@xtra.co.nz
• Committee	John Ross	021437267	john.ross.2010i@gmail.com
• Committee	Stephen Upson	0274887721	stephen.nimafc@hotmail.co.nz

Club Historian:

Paul Smith 027-485-2234 pfsmith@ps.gen.nz

Classified Advertisements



Veteran AND Vintage
Spares and Repairs Ltd
RESTORATION SUPPLIES
TYRES & BODY PANELS
Specialist | Model T & Model A 1907-1931
16" Tyres black and white wall

Errol & Linda McAlpine
P 09 832 9818 | M 0274 543 983
E vet.vin@xtra.co.nz www.veteranvintagecars.co.nz
1127 Scenic Drive, Swanson, Waitakere, Auckland



AUCKLAND CAMS

Henry van Vugt
251 Don Buck Road, Massey
Auckland, New Zealand
Mobile: 0274 860 400
www.aucklandcams.co.nz

COMPETITION • RACE • RALLY • PERFORMANCE CAMSHAFTS



WHITEWALL TYRE CLEANER

- Effortless spray on and wipe off
- Restores Whitewall tyres
- Non abrasive
- Eco-friendly
- Available in quart or litre sizes

GMS HOT RODS
STANCE | STYLE | QUALITY

CONTACT: Greg Stokes ph 021 955 459
or email gregstokes1932@gmail.com - North West Auckland



AFFORDABLE HOT ROD PARTS
Time and Road Proven
Hot Rod Parts by

PETE JAKES
HOT ROD PARTS

AVAILABLE FROM
GMS HOT RODS
STANCE | STYLE | QUALITY

Forged axles and RHD pedal boxes as well as ALL your hot rod suspension parts and components

CONTACT: Greg Stokes ph 021 955 459
or email gregstokes1932@gmail.com - North West Auckland

Newsletter Editor/Website Corner

We do apologise for the delay with sending out the newsletter, a lot has been happening for us this year and I have had to prioritise my workload. Remember when attending a club event take some photos and write an article for the newsletter. If you have something of interest to share with other members, please let the editor know by email. Details are below.

Thank you.

Kind regards

Fiona Learmonth (NIMAFC Newsletter Editor/Website)

Editor email nimafc.editor@gmail.com

Please send articles/reports/photos *to the Editor by 15th of the month* (or earlier if you can).

In Microsoft Word or directly into an email (Editor can format to publish in the Newsletter).

The views and articles expressed in this Newsletter are the views of the authors and may be reprinted provided acknowledgement is given. Where articles have been reprinted, the NIMAFC recognises those authors and thanks them for allowing their article to be used in our Club Newsletter.